

Week 3

English

Day 1

Reading comprehension

Day 2

Hubert Horatio – Introducing yourself as if you are a millionaire!

Grammar – Articles and determiners

Day 3

Grammar, punctuation and spelling

Day 4

Hubert Horatio – character description

Spelling


Day 5

Writing fluency

Grammar – synonyms and antonyms

Day 1

Draw a line to match the picture to the sentence.



I hold water.

I cut things.

I paint pictures.

I tell the time.

I send e-mails.



Day 1

1. Choose the correct group name from this list and write it on the line.

shoes flags hats glasses

2. Draw something else that can go in each group









Day 2

Read pages 37 -47, or listen to Mrs Craigdaillie reading them on our YouTube channel. The title of the video is **Week 3 day 2**.

Mr and Mrs Bobton-Trent are millionaires, which means they have a **lot** of money!

Imagine you were a millionaire. What would you do with your money? What would you buy? What would your life be like?

In your book, write sentences describing your life as a millionaire.

Here are some ideas to include in your writing.

- What you eat
- What you like to buy
- What your house looks like
- What you have in your house
- Where you go on holiday or days out

Example:

My name is Joe and I am a millionaire! I have a huge house with over 100 bedrooms.

I have a big swimming pool in the shape of a car in my garden as well as a lake full of fish.

Now it's your turn!

Day 3

Grammar, spelling and punctuation

Have a go at these questions.

Circle the words that should have a capital letter.

erin and jack were friends.



Add either ? or ! to this sentence.

What are you playing



Write the plural of doll

one doll three _____

Which one of these words means poorly?

unwell

unhappy

undo

Day 3

Write a word to complete this sentence.

I like strawberries _____ bananas.



Add the correct punctuation to this sentence (? or !).

What a mess it is



Write the missing day.

Wednesday Thursday _____

Which one of these is the opposite of kind.

unkind

undid

untrue

Day 4

Hubert Horatio – page 50

“People are *so* interesting”
was something Mr and Mrs
Bobton-Trent were very fond
of saying. And they *did*
know some *very* interesting
people.

Mr and Mrs Bobton-Trent have some interesting friends. One even lives in a tree!

What sort of person would you like to have as a friend?

An inventor? An explorer? **A SCIENTIST?** An artist? **A top chef?**

They could be whoever you want them to be!

1) Draw and label a picture of your friend.

You might want think about

- What they wear – why do they wear these clothes?
- Job (if they have one) – what they need for it.
- Hair style
- Do they carry anything with them?

2) Write some sentences to describe your friend.

This friend can be any age, from anywhere and do anything. Let your imagination run wild!


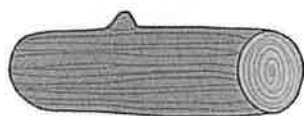
You might want think about

- Likes
- Dislikes
- Hobbies

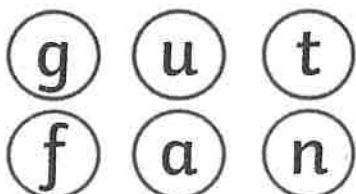
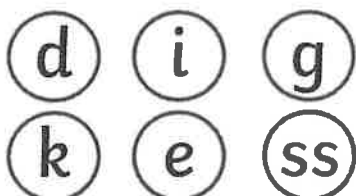
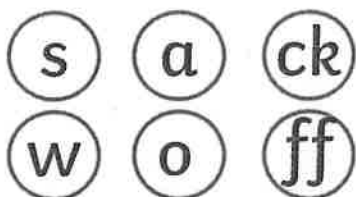
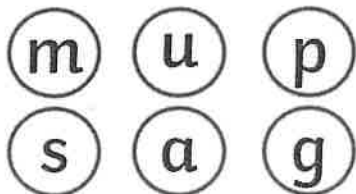
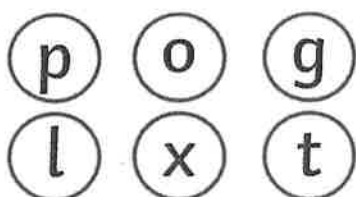
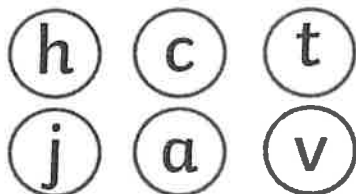
Day 4

- Look at the picture
- Say the word
- Join the letters to build the word
- Write the word in the boxes

say it



join it



write it

--	--	--

--	--	--

--	--	--

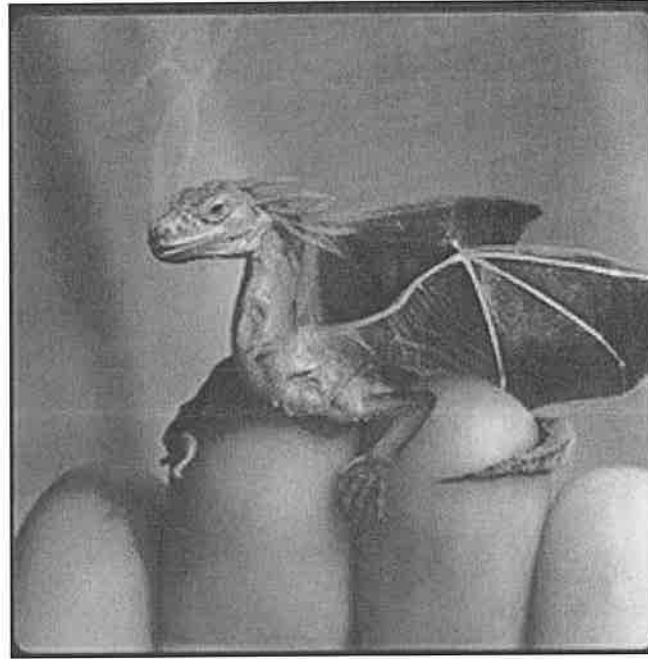
--	--	--

--	--	--

--	--	--

Day 5

Writing fluency



You are going to create a piece of writing about the dragon in this image.

- Where did you find it?
- Why is it so small?
- Are there more like him?
- Will you keep it a secret or tell someone?
- Is it magic? What magic can it do?

I like to imagine that it is small enough to keep in your pocket but when you need to, it can grow huge so that you can ride it.

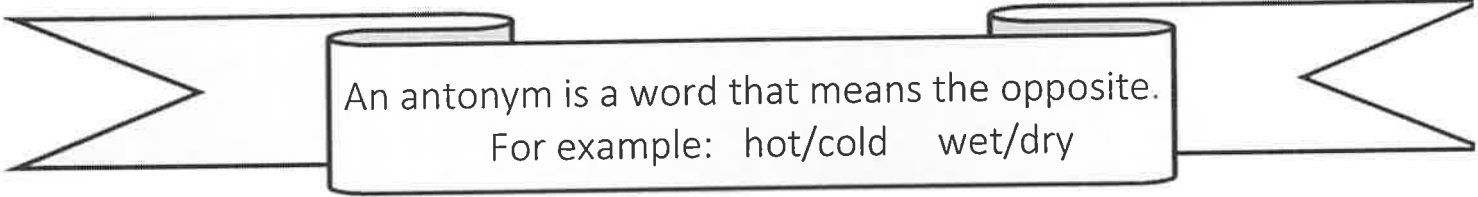
The title of your writing will be *Tiny Dragon*.

Have fun!

Day 5

Synonyms and antonyms

We learnt about synonyms last week and you all had a go at thinking of some. This week we are going to do some more practice choosing effective synonyms as well as learning about and using antonyms.



An antonym is a word that means the opposite.
For example: hot/cold wet/dry

Read the adjective and then circle the antonym (the word that means the opposite).

The first one has been done for you.

	soft		dry		happy
hard	sharp	hot	cold	kind	mean
	bumpy		wet		helpful
	small		cold		shiny
big	large	sharp	tall	clean	dirty
	pretty		smooth		long
	smelly		dry		sad
loud	sweet	wet	soggy	light	quick
	quiet		happy		dark