
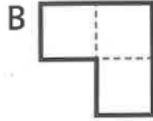



Counting squares I

1 Draw lines to match each shape with its area.



Area =
7 squares

Area =
6 squares

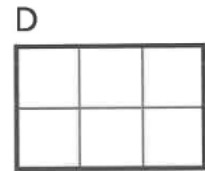
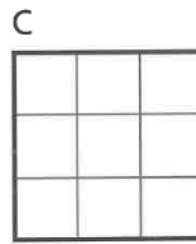
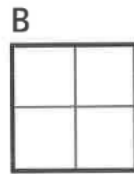
Area =
3 squares

Area =
8 squares

Area =
5 squares

2 a) Complete the table below to show the areas.

Shape	Area (squares)
A	
B	
C	
D	
E	

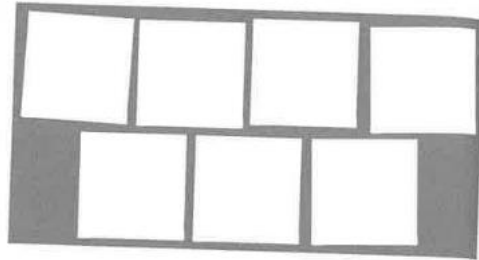



b) Shapes and have the same area.

- 3 Georgia is measuring the area of a piece of paper. She fits exactly 2 rows of 4 squares inside the shape. What is the area of the piece of paper?

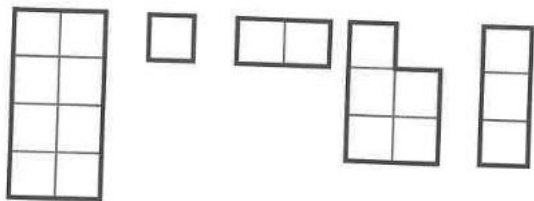
The area of the piece of paper is squares.

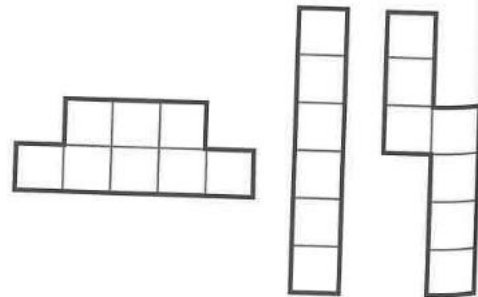
- 4 Ebo has filled this rectangle in with squares. He says this shows it has an area of 7 squares. What mistake has he made?



- 5 Crack the code! Count the squares to identify the letters and it will give you the name of an object to measure the area of. 

KEY: 1 square = A 2 squares = B 3 squares = E 4 squares = F
 5 squares = L 6 squares = O 7 squares = P 8 squares = T



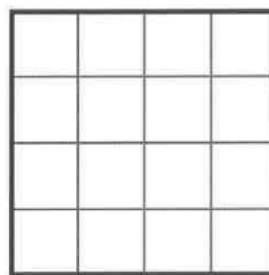
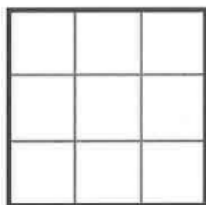



6

Here is a sequence of squares.



a) Write the area underneath each shape.



b) What will be the areas of the next three shapes in the sequence?

Discuss with a partner how you can find the answers without drawing the shapes.

Reflect

Explain how you have learnt to find the area of a shape.

● _____
● _____
● _____
● _____

