# Year 5 – Maths (Week 7)

## Group 1

## Fractions 1

Lesson 1 – I can identify equivalent fractions (1).

Lesson 2 – I can identify equivalent fractions (2)

Lesson 3 – I can identify fractions that make a whole.

Lesson 4– I can identify fractions that make more than a whole (1).

Lesson 5 – I can identify fractions that make more than a whole (2)

Hello Year 5!

This week is all about learning about fractions. Each lesson will have instructions if you can't watch the video, but please do so if you can.

If you have any questions, problems, comments or would like to share your learning, email year5@mpjs.org.uk

# Fraction Wall

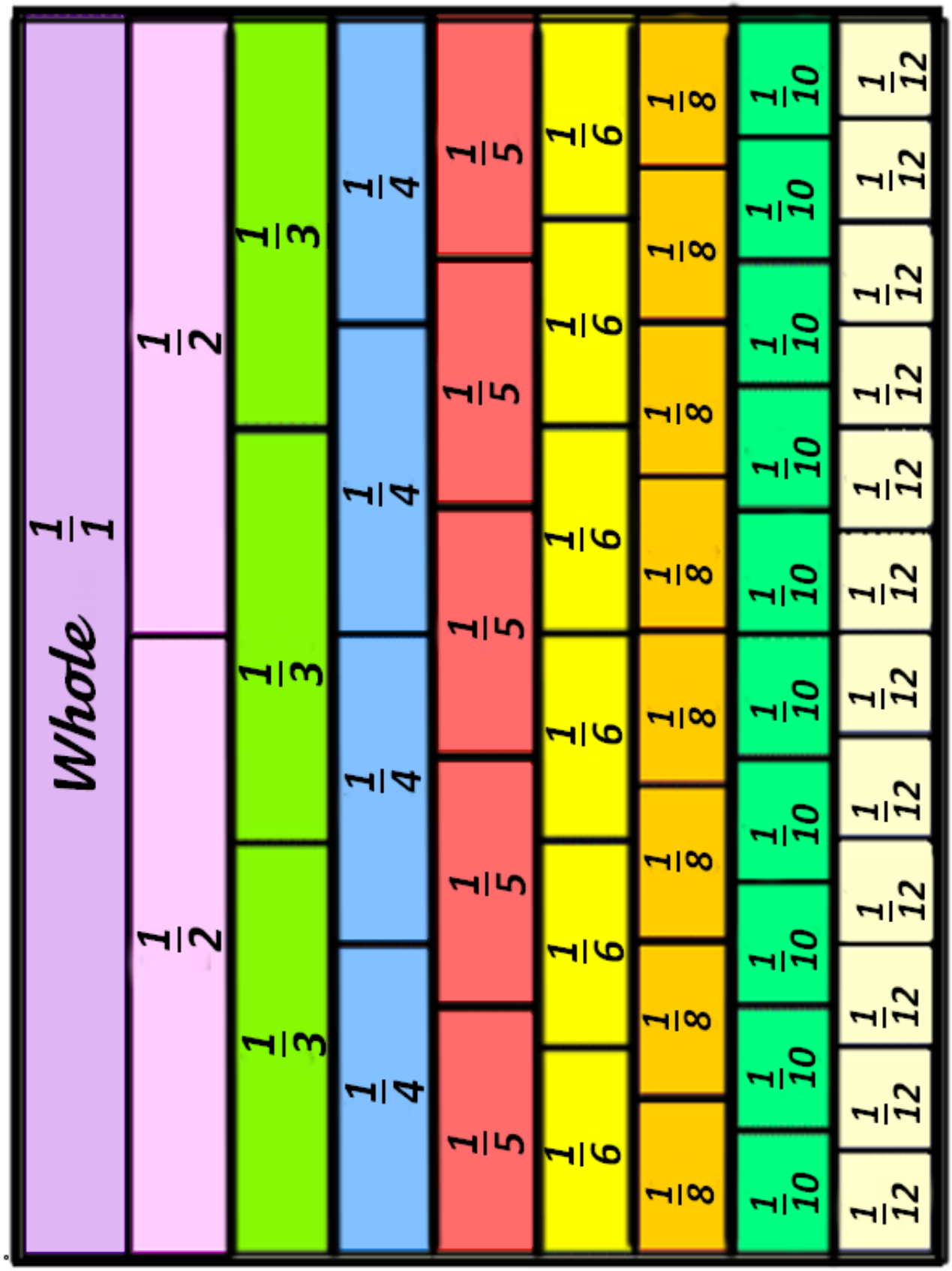

# Three Types of Fractions

There are three types of fraction:

Smaller → $\frac{3}{5}$

Larger →

**Proper Fraction**

Larger (or equal) → $\frac{9}{5}$

Smaller (or equal) →

**Improper Fraction**

$2\frac{1}{3}$

**Mixed Number**

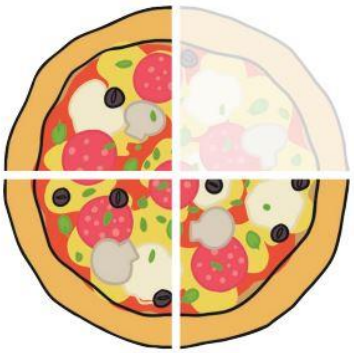

$\frac{3}{4}$

**Numerator**

**How many equal parts do you have?**

**Denominator**

**How many equal parts is the whole divided into?**

**Learning Question:** Lesson 1

I can identify equivalent fractions (1).

**Equivalent fractions** Equivalent fractions have the same value even though they have different numerators and denominators.

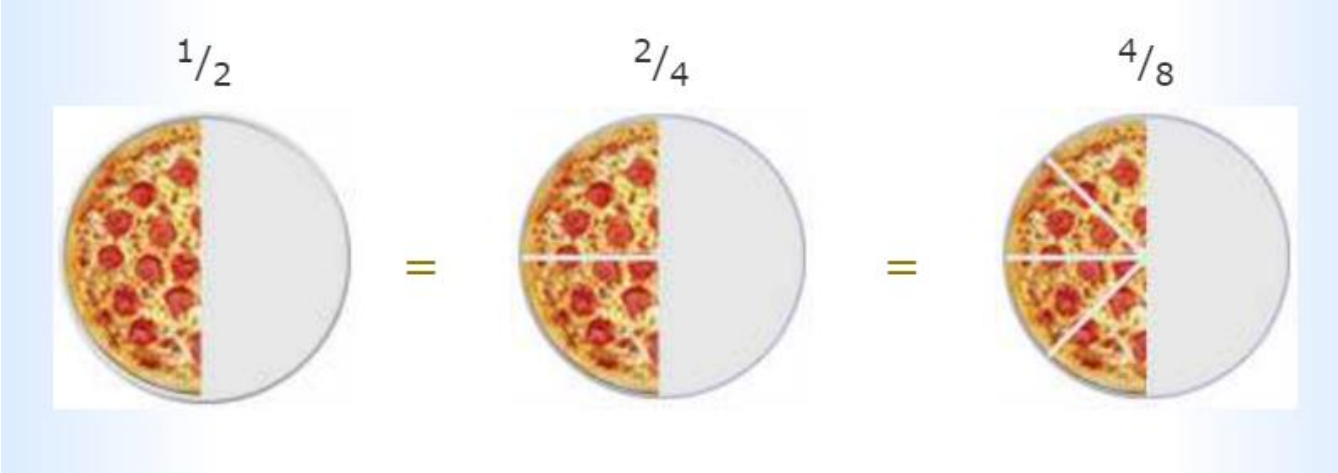


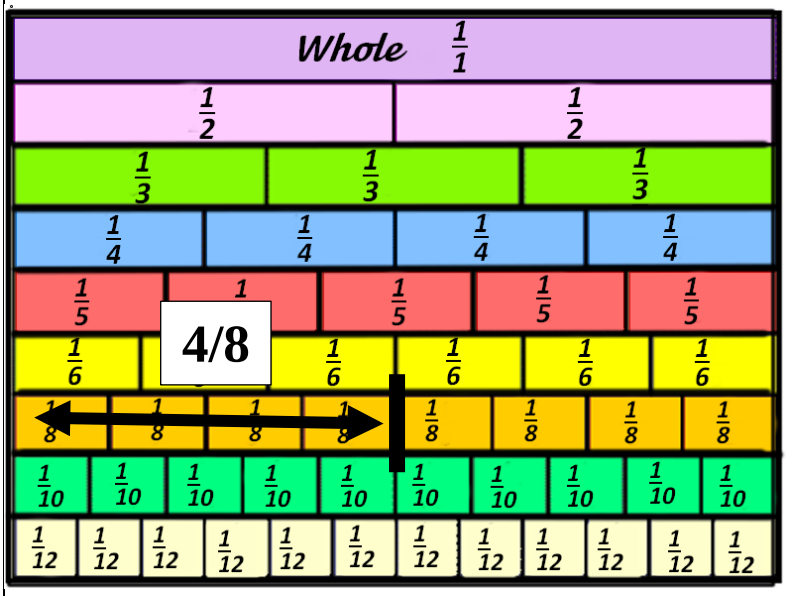


The fraction wall can be used to find equivalent fractions.

You can find a fraction like 4/8 and mark it on the wall.

Any fraction that meets the same line is equivalent or equal to that fraction.

So 4/8 is equivalent to ½, 2/4 , 3/6, 5/10, 6/12.

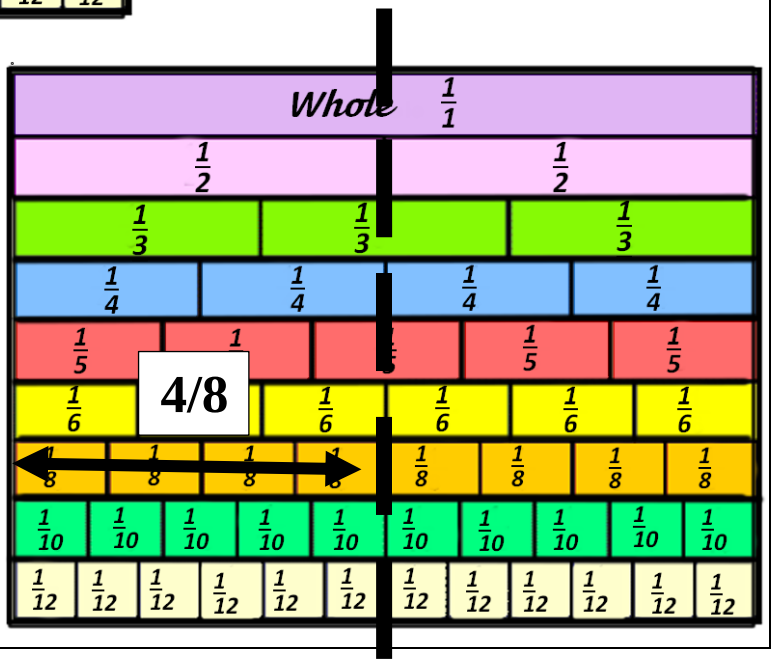

**Getting Started – Example.**

I am going to shade an equivalent fractions

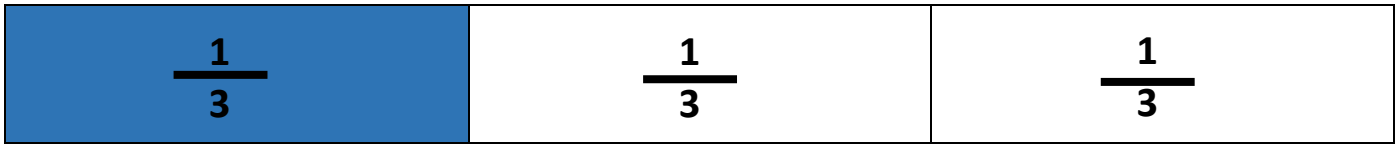


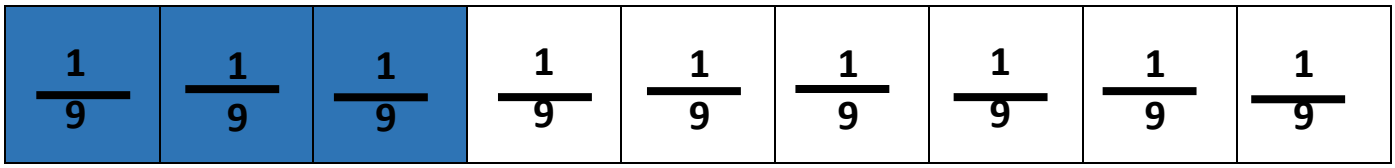


$$\frac{1}{3} = \frac{3}{9}$$




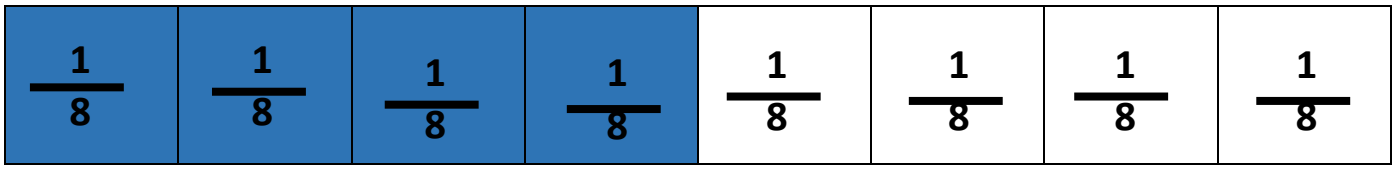


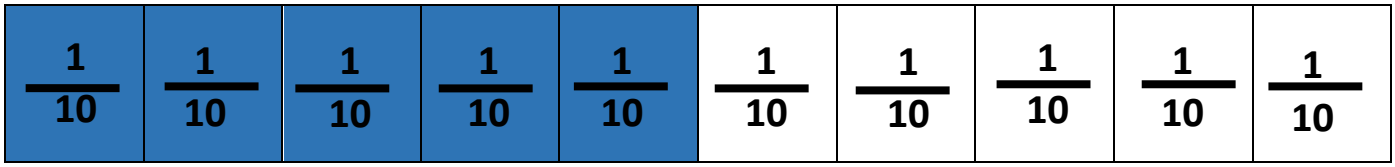


$$\frac{1}{2} = \frac{4}{8} = \frac{5}{10}$$

**Getting Started – Your turn!**

1.

Shade an equivalent fraction to the fraction given.

Write down the equivalent fractions.

a)

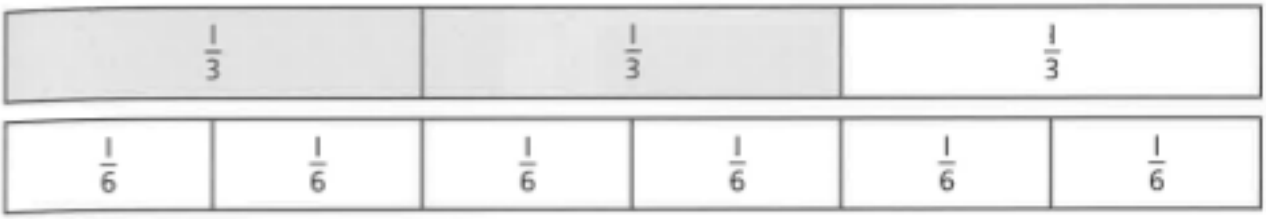


$\frac{2}{3} = \frac{\square}{6}$

b)

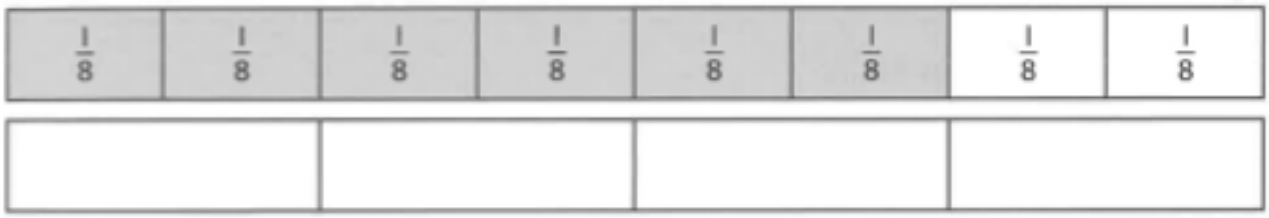


$\frac{\square}{\square} = \frac{\square}{\square}$

c)

$\frac{\square}{\square} = \frac{\square}{\square} = \frac{\square}{\square}$

**Making Headway – Example.**

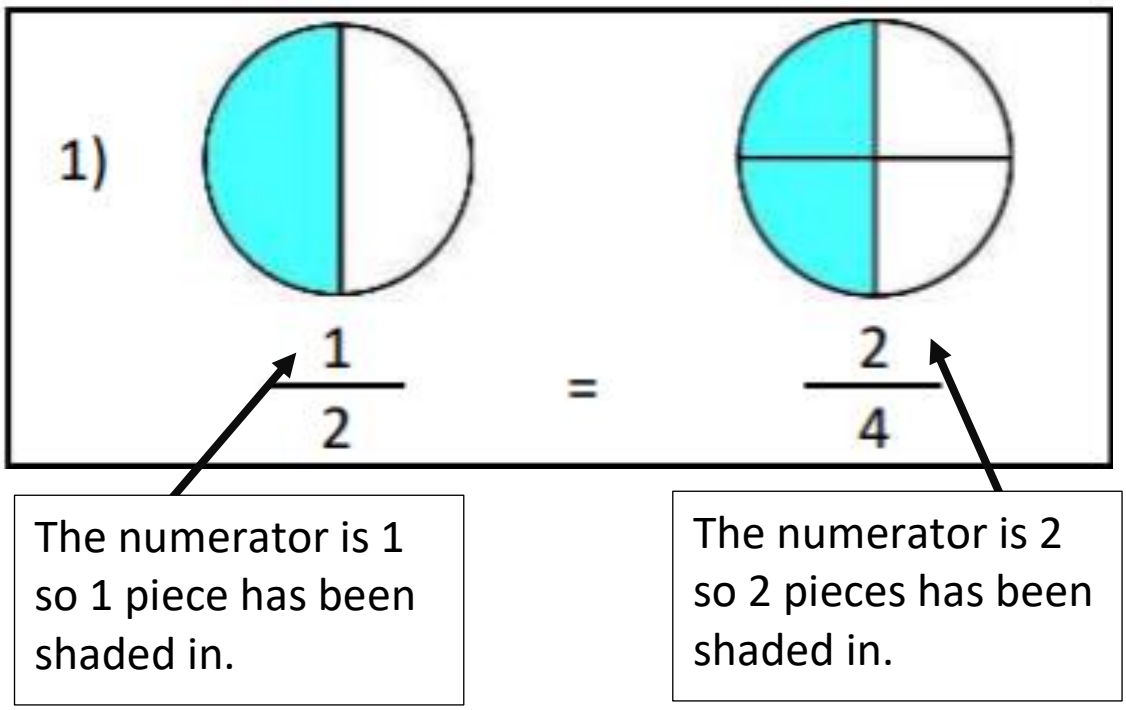


**Making Headway – your turn!**

Can you shade the pair of equivalent fractions? Remember look at the numerator (top number) and shade that many parts.

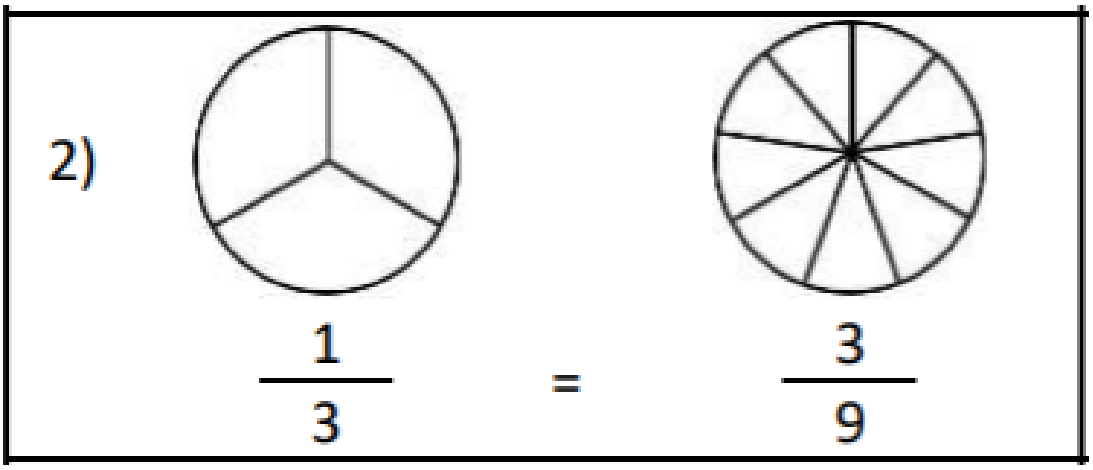

3)

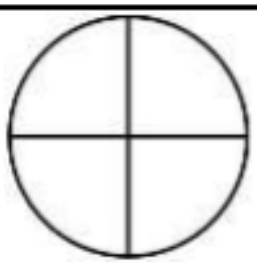

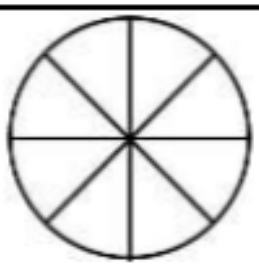

$$\frac{2}{4} = \frac{\quad}{8}$$

4)

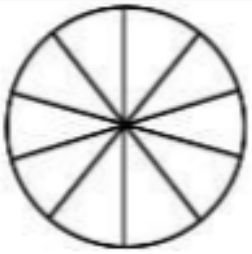

$$\frac{1}{2} = \frac{5}{10}$$

5)

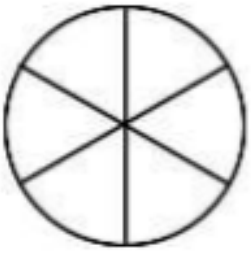

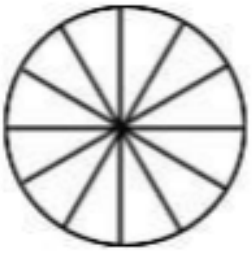

$$\frac{1}{6} = \frac{2}{12}$$

6)

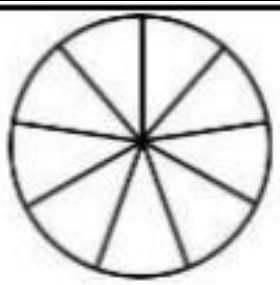

$$\frac{6}{9} = \frac{2}{3}$$

7)

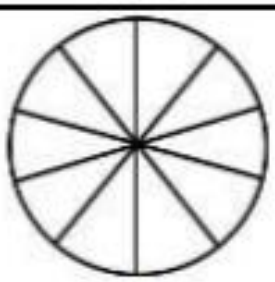

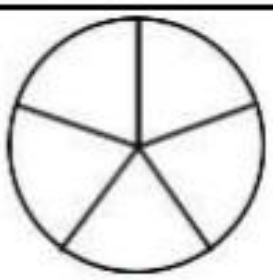

$$\frac{2}{10} = \frac{1}{5}$$

8)

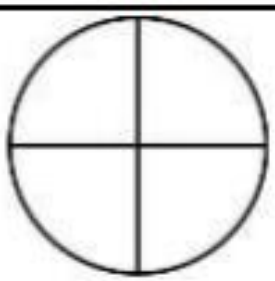

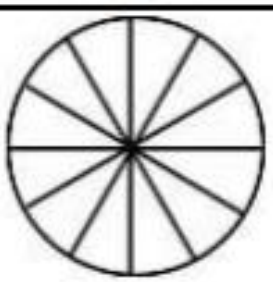

$$\frac{1}{4} = \frac{3}{12}$$

9)

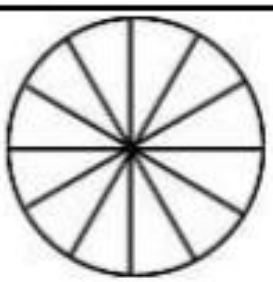

$$\frac{2}{3} = \frac{8}{12}$$

10)

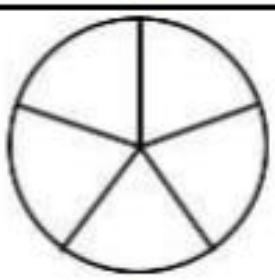

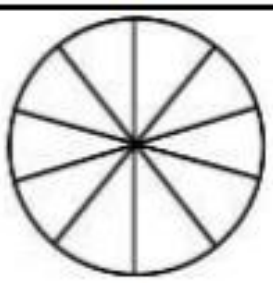

$$\frac{3}{5} = \frac{6}{10}$$

**Learning Question:** Lesson 2

I can identify equivalent fractions (2).

## Getting Started – Example

We are going to continue our work on equivalent (equal) fractions.

1)

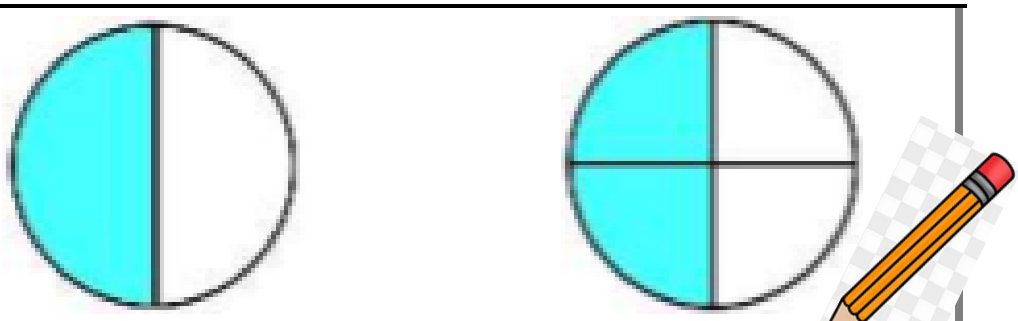

$$\frac{1}{2} = \frac{2}{4}$$

I can see 2 pieces have been shaded. So I will write 2 as the numerator.

## Getting Started – Your turn!

Can you finish the fraction using the pieces in the picture?

2)

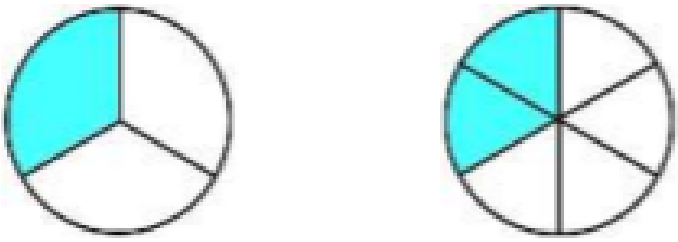

$$\frac{1}{3} = \frac{\quad}{6}$$

3)

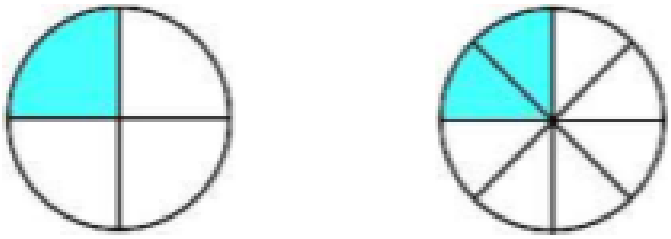

$$\frac{1}{4} = \frac{\quad}{8}$$

4)

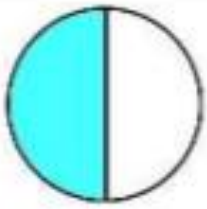

$\frac{1}{2} = \frac{\quad}{6}$

5)

$\frac{1}{3} = \frac{\quad}{9}$

6)

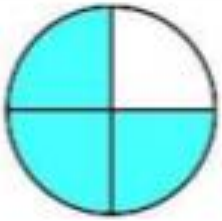

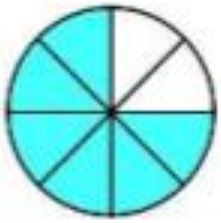

$\frac{\quad}{4} = \frac{\quad}{8}$

7)

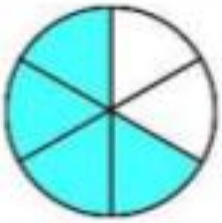

$\frac{\quad}{6} = \frac{\quad}{3}$

8)

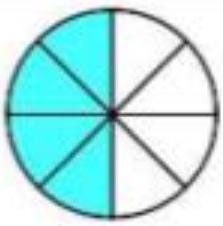

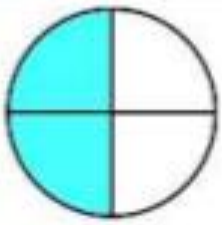

$\frac{\quad}{8} = \frac{\quad}{4}$

9)

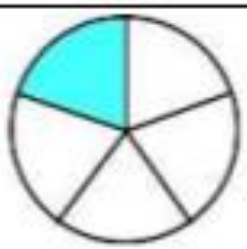

$\frac{\quad}{5} = \frac{\quad}{10}$

10)

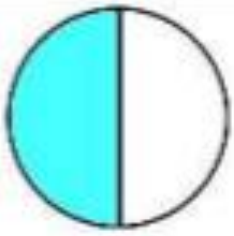

$\frac{\quad}{10} = \frac{\quad}{2}$

**Making Headway – Example**

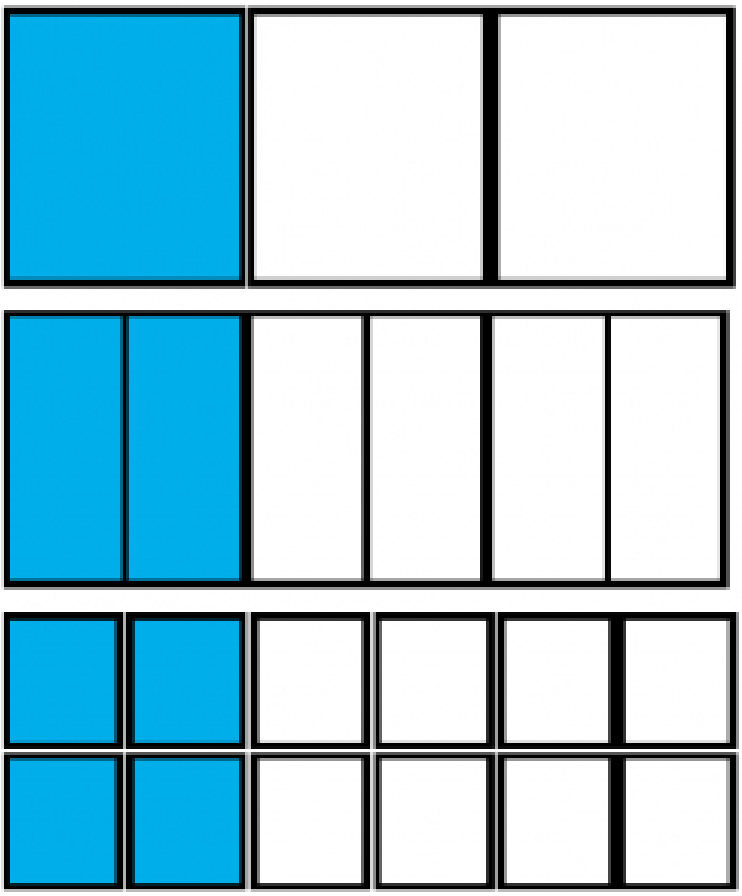

My whole is divided into 3 equal parts. I have 1 of those parts. I have 1/3.

My whole is divided into 6 equal parts. I have 2 of those parts. I have 2/6.

My whole is divided into 12 equal parts. I have 4 of those parts. I have 4/12.

$$\frac{1}{3} = \frac{2}{6} = \frac{4}{12}$$

If I look at the image I can see 1/3 is equal to the other 2 fractions. I use my stem sentence to work out the fractions shown.

_____

**Making Headway – Your turn!**

1. Use the shapes to find equivalent fractions.

a)

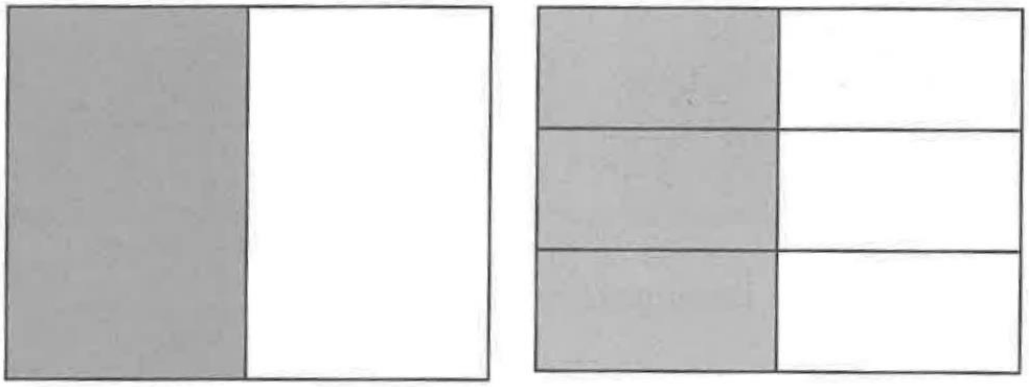

$\frac{1}{2} = \frac{\quad}{6}$

b)

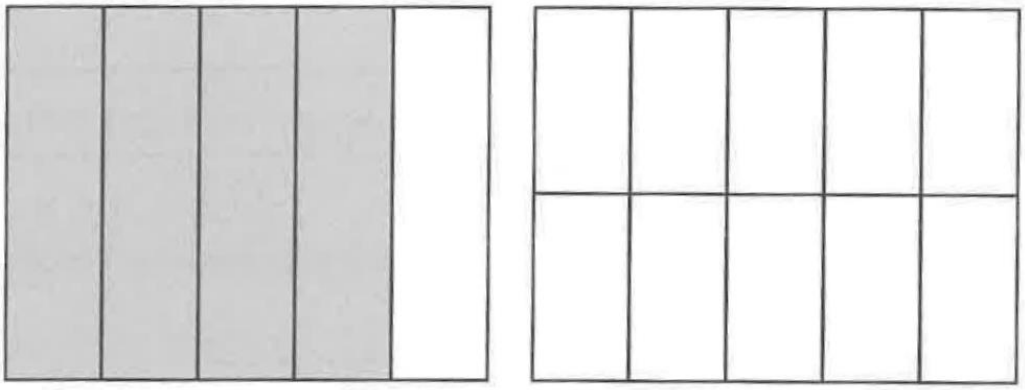

$\frac{4}{5} = \frac{\quad}{10}$

c)

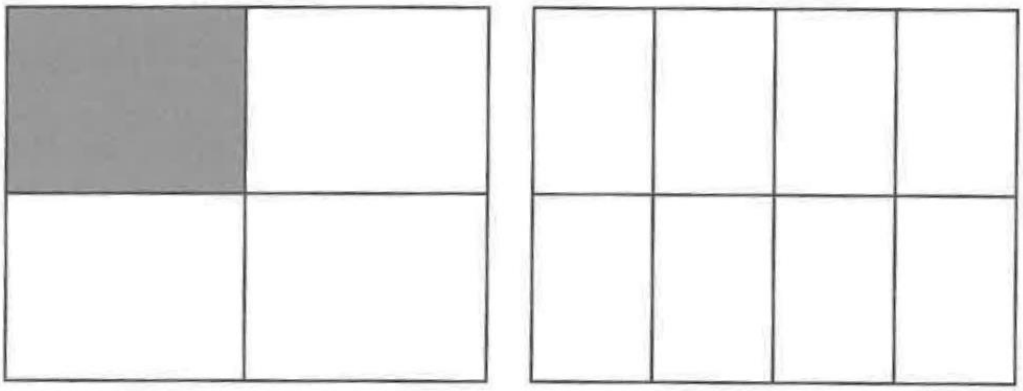

$\frac{1}{4} = \frac{\quad}{8}$

**Learning Question**: Lesson 3

I can identify fractions that make a whole

A fraction is a part of a whole.
In the picture below you can see 1/3.

The whole is split into 3 parts. One part is shaded in

$$\frac{1}{3}$$

If the shape is divided into 3 parts, the whole is 3/3.

The whole is split into 3 parts. Three parts are shaded in.

$$\frac{3}{3}$$

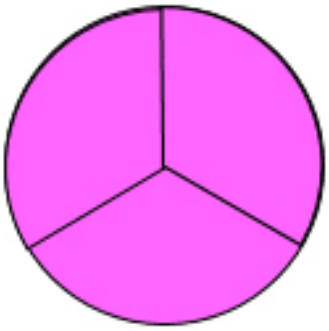

Today we are going to work on finding and making whole fractions.

## Getting Started

1. Can you join the fraction to the correct shape? I have started one for you.

1)

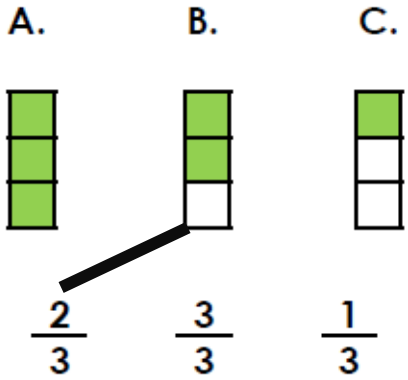


2)

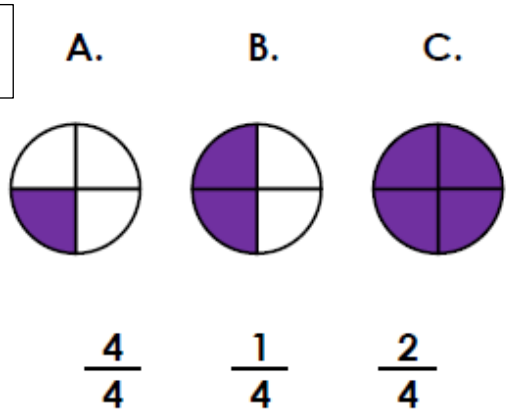


Can you join the fraction to the correct shape and make sure the fraction is fully written?

3)

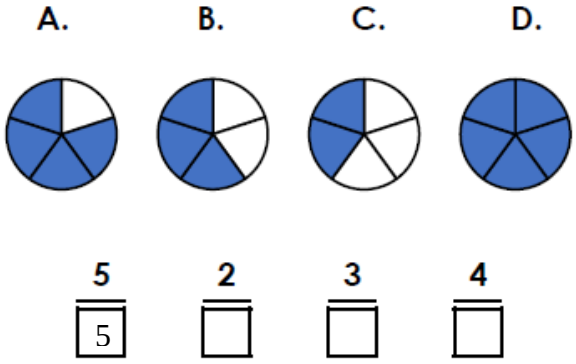


4)

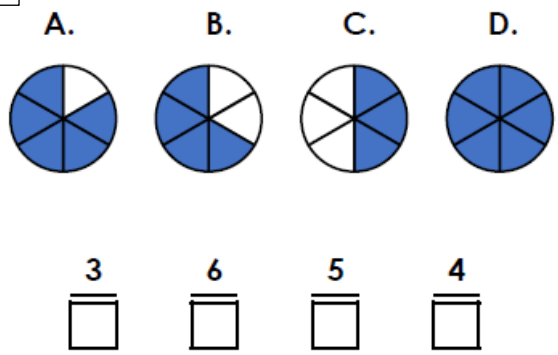


5)

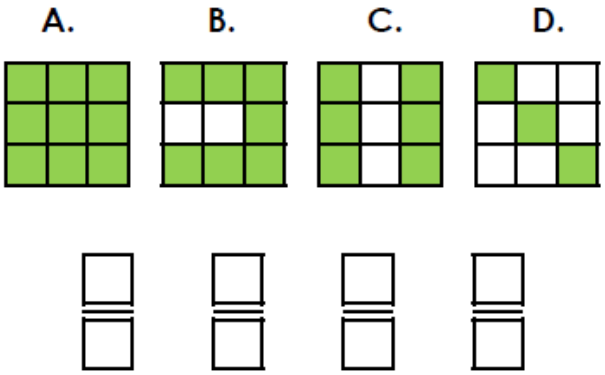


6)

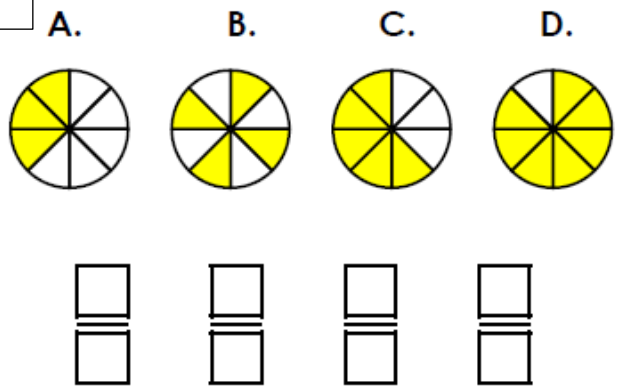

**Making Headway**

2. Circle the image which shows one whole. I have done the first one for you.

1) A. B. C.

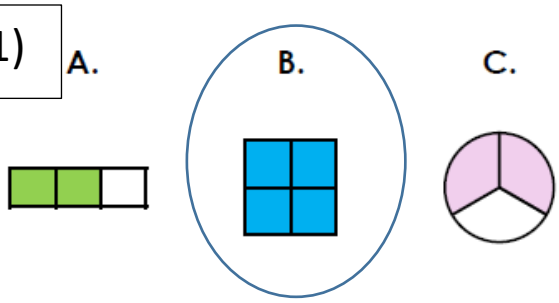

2) A. B. C.

3) A. B. C.

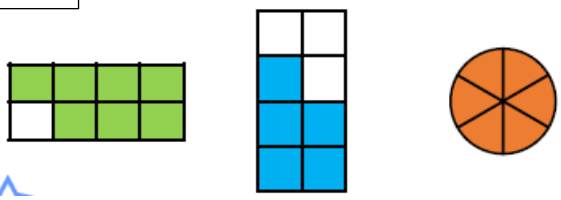

4) A. B. C.

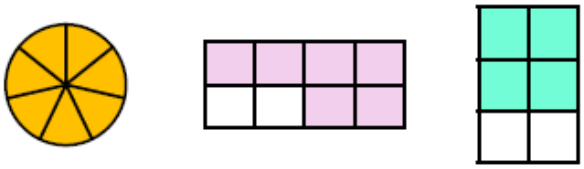

**Learning Question**: Lesson 4

I can identify fractions that make more than a whole (1).

Today we are going to practice writing fractions that are bigger than a whole. We call these **improper fractions.**

$\frac{9}{5}$

Improper fractions have a numerator (top number) that is bigger than the denominator (bottom number)

Here is an improper fraction as a picture.

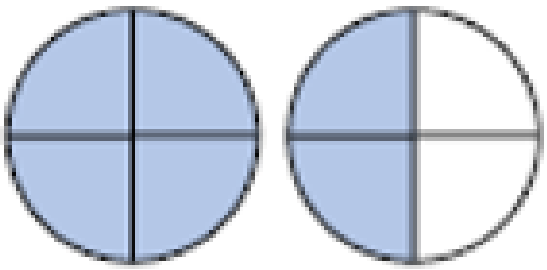

The whole is still divided into 4 parts so our denominator is 4, but there are 6 parts shaded so our numerator is 6.

We write this as:

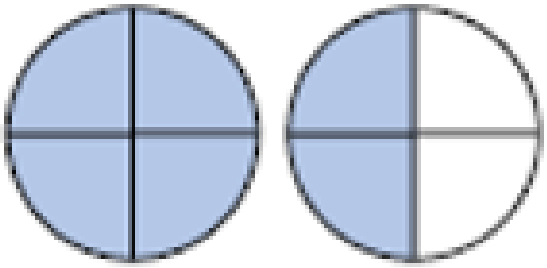

$= \frac{6}{4}$

**Getting Started:**

Can you write the numerator that these shapes are showing?

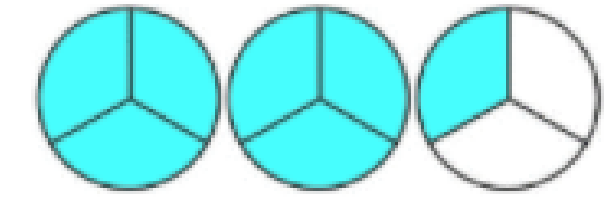

= $\frac{\quad}{3}$

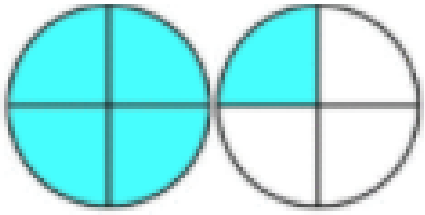

= $\frac{\quad}{4}$

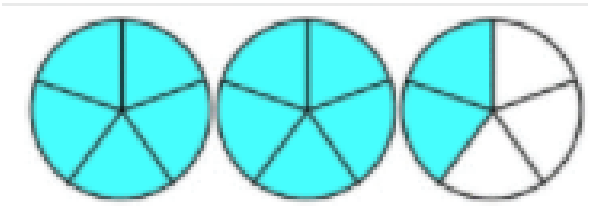

= $\frac{\quad}{5}$

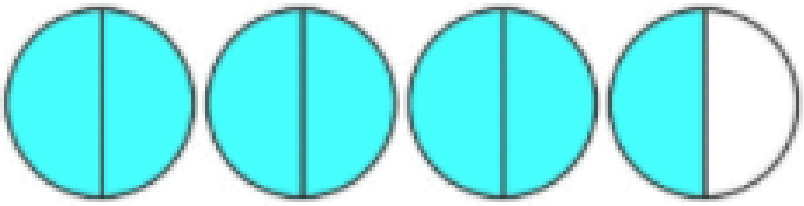

= $\frac{\quad}{2}$

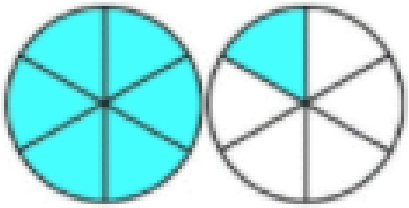

= $\frac{\quad}{6}$



= $\frac{\quad}{4}$

**Making Headway**

Can you write the full fraction for each set of shapes?

Remember: The numerator is how many pieces are shaded in

The denominator is how many pieces one circle is cut into.

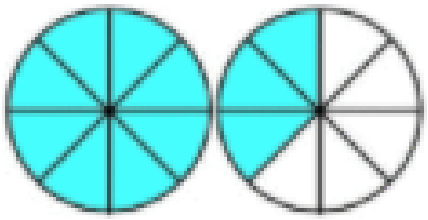

= $\frac{\quad}{\quad}$



= $\frac{\quad}{\quad}$

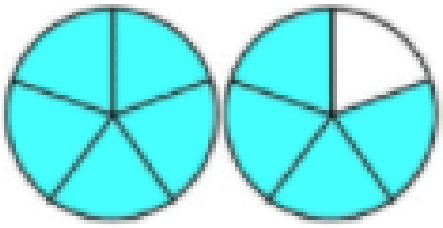

= $\frac{\quad}{\quad}$

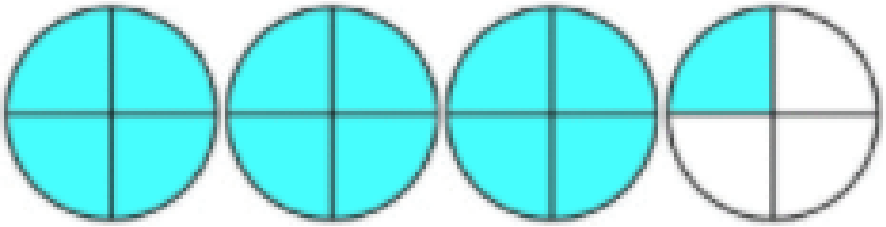

= $\frac{\quad}{\quad}$

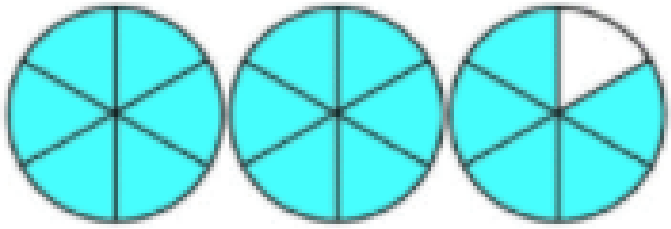

= ___

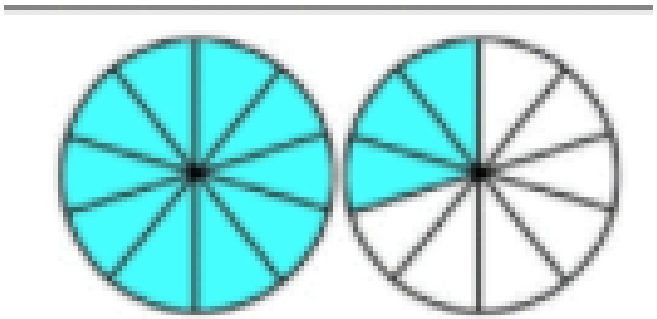

= ___

**Learning Question:** Lesson 5

I can identify fractions that make more than a whole (2)

Today we are going to continue to practice identifying and writing write fractions bigger than one whole.

Yesterday we worked on writing improper fractions where the numerator (the top number) is larger than the denominator (the bottom number).

## Getting Started

1. Can you write the correct fraction that is being shown? I have done the first one for you.

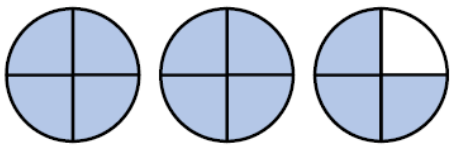

$= \frac{11}{4}$

How many pieces are coloured in?

One circle is split into how many pieces?

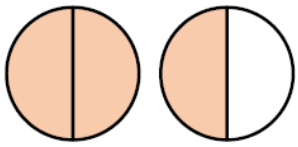

$= \frac{\square}{\square}$

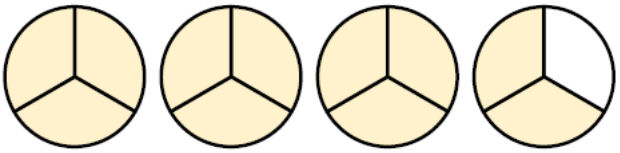

$= \frac{\square}{\square}$

$= \frac{\square}{\square}$

**Making Headway**

Can you match the improper fraction to the correct diagram? One has been done for you.

$\frac{15}{4}$

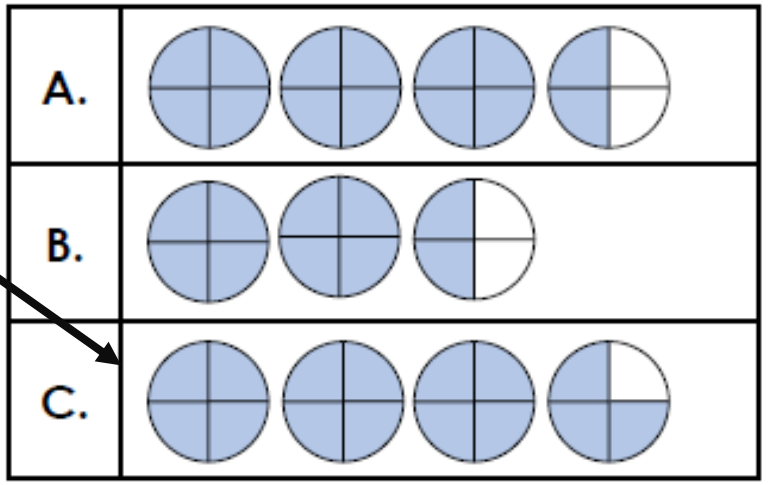


$\frac{14}{5}$

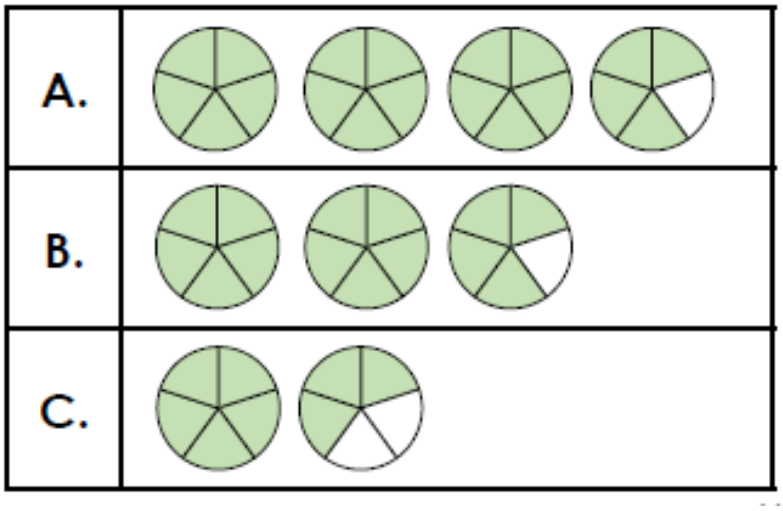


$\frac{24}{9}$

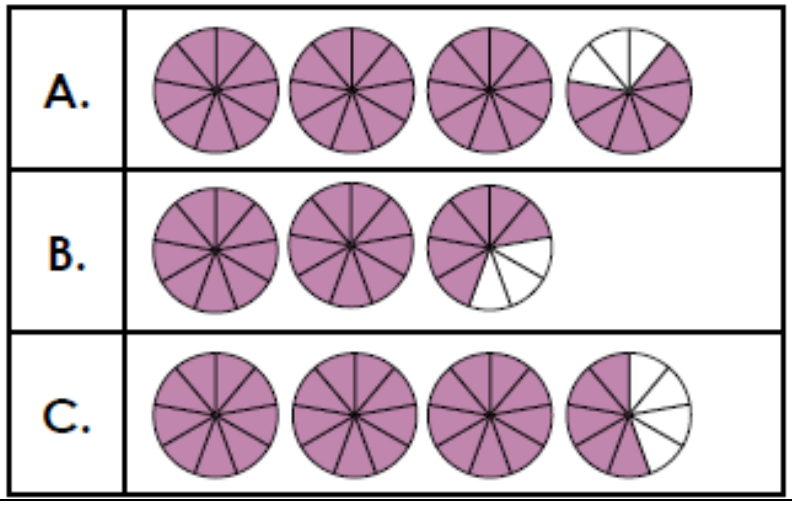

**Aiming High**

Can you colour in the shapes to show the fraction I have given you? I have done one for you.

a $\frac{5}{4}$



b $\frac{7}{3}$



c $\frac{17}{12}$



d $\frac{11}{4}$

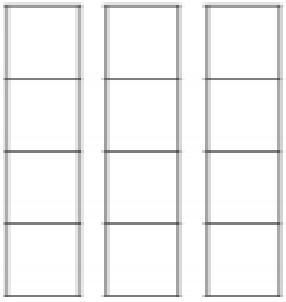

e $\frac{3}{2}$

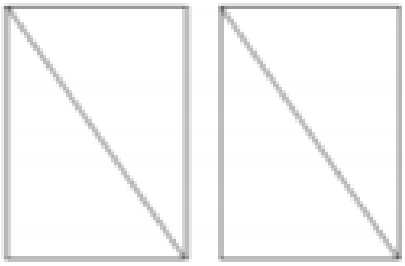
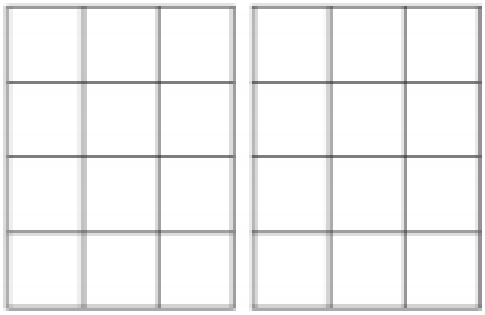
f $\frac{20}{12}$