


Comparing area

I Abdul, Bryony and Chloe have finished playing a game. The winner is the person who has made the shape with the largest area.

a) Without counting, who do you think has won the game?


b) Now count the squares to complete the table.

Player	Area of shape
Abdul	<input type="text"/>
Bryony	<input type="text"/>
Chloe	<input type="text"/>



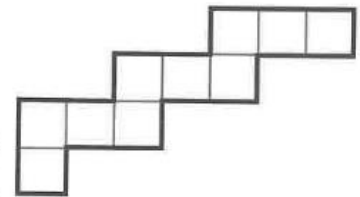
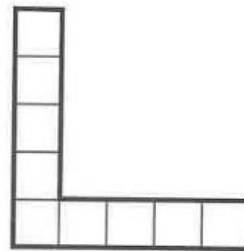
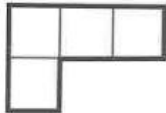

c) Who has won the game? Explain how you know.

2 Look carefully at the shapes on this board.

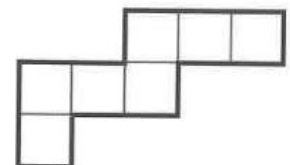
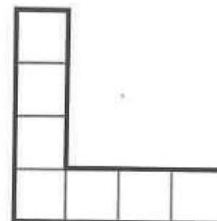


- a) Label the shape with the smallest area A.
- b) Label the shape with the greatest area B.
- c) The area of the whole board is squares.

3 Write the area of each shape in the box underneath, then colour in the shape with the larger area in each pair.



- a) squares squares
- c) squares squares




- b) squares square
- d) squares squares



4 Is it always, sometimes or never true that taller, wider shapes have a greater area than shorter, narrower shapes?

Draw some shapes to try out your ideas.



Reflect

- To compare the areas of two shapes, I would
-
-
-
-

Day 3